

ZENITH CRANE SELF CHECK Z01.017 ver 7.0

Category : Service Valid from

: 31st. Dec. 2025

Satus

page 1/2



Ref no.	Z15-230411319	Crane	HOSE HANDLING CRANE
Customer		Model	10T
Ship	MERIDIAN EXPRESS	Maker	SSII (EX-DMC)
Yard	HMD	Date	6-Apr-23
Hull no.	H 2319		

INSPECTOR

Name : LEONG

Inspection location : SINGAPORE ANCHORAGE

TITLE :

SELF INSPECTION FOR PRE-DOCKING① **Pressure - main control valve**

OPERATION	Unloaded (Bar)	Loaded (Bar)
1. Hoisting	70	-
2. Lowering	110	
3. Luffing Up	80	
4. Luffing down	100	
5. Slewing Right	100	
6. Slewing Left	100	

Normal

② **Hoisting Winch (Photo required as procedure)**

1. Brake pressure

: 40 (bar)



Pilot Valve (S00000002-002) To be replaced

Pilot valve of hoisting block controls brake open and close. It should be replaced as brake pressure is high and it's not adjustable

2. Hoisting limit valve

☐ working☒ not working (S00000009-001)

3. Lowering limit valve

☐ working☒ not working (S00000009-002)

Both need to be replaced to activate limit function and prevent hoisting / lowering malfunction

4. Brake Slip (wire slip)

☒ No slip☐ a few meters slip ☐ continuous slip

Brake must be overhauled considering crang age with its repair kit

5. Hunting

☐ Yes☒ No (Hunting is abrupt movement and Jerking is wire rope trembling)

Counter balance valve (S00000002-001) should be replaced considering its age and it's not adjustable.

6. Jerking

☐ Yes☒ No③ **Main control valve (photo required as procedure) / Part No. : S00000013**

1. All relief valves

☐ adjustable☒ not adjustable

non-adjustable condition of main relief valve indicates its capability much less than SWL 10T thus to be replaced.

2. Lever return

☐ Slow☒ Quick

3. Oil leakage

☐ leakage☒ no leakage

Pressure gauge is not mounted - to be installed.

④ **Cylinder**

1. Oil leakage

☐ leakage☒ no leakage

2. Hunting

☐ Yes☒ No (Hunting is abrupt movement and Jerking is wire rope trembling)

Counter balance valve (S00000002-001) should be replaced considering its age and it's not adjustable.

3. Cylinder drop without external leakage in loaded

☐ Yes☒ No⑤ **Slewing Winch (photo required)**1. Slewing limit valve (photo required as procedure) ☒ working ☐ not working

It also cause of slewing non-operation due to malfunction of slewing limit valve thus to be replaced

2. Brake pressure

: 40 (bar)



To be checked

3. Hunting

☒ Yes☐ No (Hunting is abrupt movement and Jerking is wire rope trembling)

Counter balance valve (S00000002-001) should be replaced to resolve hunting.

⑥ Oil amount in tank

Oil level gauge (S00000025) to be repalced as it's unclear

⑦ Hydraulic hose and fitting☒ To be replaced ☐ useable

Hose and fitting to be replaced

⑧ Crane SWL(safety working load) capacity☐ Less ☒ Normal

If less than SWL, specify :

⑨ Special CommentHoisting
Counter Balance ValvePilot Valve
(S00000002-002)


Reducing Valve

Hoisting / Lowering Limit Valve
(S00000009-001,002)Main Control Valve
(S00000013)Cylinder
Counter Balance Valve

Pipe Clamp



Angle Indicator




Emergency Stop Valve




Oil Level Gauge



Return Filter

Quick Coupler
(S00000021, S00000023)Hook block sheave,
bearing, snap ring
and collar
(S00000348-007)Bad condition, to
be replacedJib head
sheave, bearing,
snap ring and collar
(S00000027)

Sheave not turning,



Hoisting Brake Repair Kit

Hoisting Motor Seal Kit

Two Speed Control
Regulator
(S00000003-001)**ZENITH MARINETECH LTD**

169-9, Goldenroot-ro 129beon-gil
Gimhae-si, Gyeongnam,
Korea 51012
Tel : +82 55 322 2355
E-mail: sales@zenithmarines.com

NAME :

TITLE :

SIGN :

Customer